

Package Electric Cooling

4PCE13E



**10 year limited parts
warranty available**

REFRIGERANT SYSTEM

- Heavy-duty, high efficiency scroll compressor
- Copper tubing with enhanced fin coils
- R410a refrigerant environmentally friendly

CABINET

- Insulation to minimize heat loss
- Baked polyester paint finish over galvanized steel for maximum durability
- Easy service access
- Louvered grille to protect condenser coil
- One piece "no leak" top design
- Weather protected heavy-duty condenser fan motor

BLOWER

- Insulated compartment to reduce sound
- Easy service split-ring design with quick plug-in wiring
- PSC prelubricated multi-speed motor for low maintenance and maximum efficiency
- Dynamically balanced blower wheel with resilient motor mounts for smooth and quiet operation

INSTALLATION

- Horizontal or down discharge

ACCESSORIES

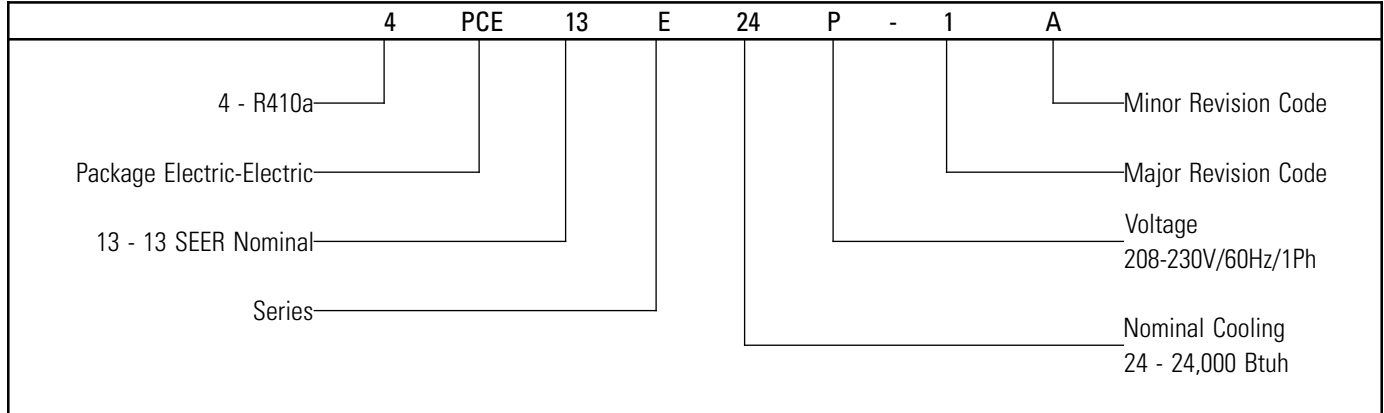
- Hinged Roofcurb 8" and 14"
- Lifting Brackets
- Filter Rack Kit
- Electric Strip Heat Kits (5 - 20 kW)
- Single Point Power Entry Kit



AIREASE

Built for life. Yours.SM

Model Number Guide



Physical Data

Model	Outside Fan		Indoor Blower Wheel dia. X width (in.)	Refrigerant Charge (oz.)	Weight (lbs.)
	Diameter (in.)	Nominal RPM			
4PCE13E24P	22	1075	10x6	120	370
4PCE13E30P	22	1075	10x6	106	370
4PCE13E36P	22	1075	10x8	125	390
4PCE13E42P	26	825	10x10	181	500
4PCE13E48P	26	825	10x10	189	510
4PCE13E60P	26	825	10x10	188	510

Electrical Data

Model	Voltage/Hz/Phase	Normal Voltage Range	Min. Circuit Ampacity	Max. Fuse/HAC-R Brkr.	Compressor		Fan Motor			Indoor Blower	
					Rated Load (amps)	Locked Rotor (amps)	Rated Load (amps)	Rated HP	Nom. RPM	Rated Load (amps)	Rated HP
4PCE13E24	208-230/60/1	197-253	20.0	25	13.4	58	1.1	1/5	1075	2.2	1/2
4PCE13E30	208-230/60/1	197-253	21.0	25	14.1	73	1.1	1/5	1075	2.2	1/2
4PCE13E36	208-230/60/1	197-253	21.0	25	14.1	77	1.1	1/5	1075	2.2	1/2
4PCE13E42	208-230/60/1	197-253	27.0	35	17.7	112	1.7	1/4	825	3.6	3/4
4PCE13E48	208-230/60/1	197-253	33.0	40	21.8	117	1.7	1/4	825	3.6	3/4
4PCE13E60	208-230/60/1	197-253	38.0	50	26.4	134	1.7	1/4	825	3.6	3/4

Performance

Outdoor Model	SEER	EER	Rated ARI Capacity ¹	Rated Sensible Capacity	CFM
4PCE13E24	13.00	11.75	22,800	17,600	800
4PCE13E30	13.00	11.70	28,600	21,500	1000
4PCE13E36	13.00	11.20	34,000	25,500	1200
4PCE13E42	13.00	11.20	41,500	30,300	1400
4PCE13E48	13.00	11.30	47,500	34,700	1600
4PCE13E60	13.00	11.05	57,500	41,400	1800

¹Certified in accordance with Unitary Air Conditioner Certification Program, which is based on ARI Standard 210/240.

Blower Performance

Model	Blower Speed	CFM @ ext. static pressure - in w.c. w/o filter(s) ¹						
		0.2	0.3	0.4	0.5	0.6	0.7	0.8
4PCE13E 24,30	High	1470	1420	1360	1290	1220	1140	1050
	Med.	1070	1060	1020	1000	950	900	830
	Low	880	870	850	820	790	740	690
4PCE13E 36	High	1510	1460	1400	1330	1250	1180	1100
	Med.	1060	1050	1030	990	950	900	850
	Low	870	860	840	820	790	750	680
4PCE13E 42,48,60	High	2090	2000	1930	1820	1710	1590	1480
	Med.	1820	1780	1730	1650	1570	1480	1370
	Low	1520	1480	1450	1440	1410	1360	1260

¹ All air data is measured external to unit without air filters.

¹ Add 0.05 to static pressure for bottom duct connection.

Cooling Performance Extended Ratings

Model	Indoor Temp DB/WB °F	Outdoor Temp. - DB°F														
		65			82			95			105			115		
		Btuh	S/T	kW	Btuh	S/T	kW	Btuh	S/T	kW	Btuh	S/T	kW	Btuh	S/T	kW
4PCE13E24	85/72	26,900	.65	1.67	24,900	.67	1.76	24,200	.74	1.96	22,800	.77	2.16	21,300	.79	2.39
	80/67	25,100	.72	1.51	24,000	.72	1.72	22,800	.77	1.94	21,500	.80	2.14	20,100	.82	2.37
	75/63	24,000	.73	1.49	22,800	.72	1.69	21,700	.80	1.93	20,400	.83	2.13	19,100	.85	2.35
4PCE13E30	85/72	33,800	.63	2.10	31,200	.65	2.22	30,300	.72	2.46	28,600	.75	2.72	26,700	.77	3.02
	80/67	31,500	.71	1.90	30,100	.70	2.16	28,600	.75	2.44	27,000	.78	2.70	25,200	.80	2.99
	75/63	30,000	.71	1.88	28,600	.71	2.12	27,200	.78	2.42	25,600	.81	2.68	24,000	.83	2.97
4PCE13E36	85/72	40,100	.63	2.62	37,100	.65	2.77	36,000	.72	3.05	34,000	.74	3.38	31,800	.77	3.75
	80/67	37,400	.71	2.37	35,800	.70	2.70	34,000	.75	3.04	32,100	.77	3.36	30,000	.80	3.73
	75/63	35,700	.71	2.34	34,000	.71	2.64	32,300	.78	3.02	30,500	.80	3.34	28,500	.83	3.70
4PCE13E42	85/72	49,000	.62	3.19	45,300	.64	3.37	44,000	.70	3.71	41,500	.72	4.10	38,800	.75	4.54
	80/67	45,700	.69	2.89	43,700	.68	3.28	41,500	.73	3.70	39,200	.75	4.08	36,600	.78	4.52
	75/63	43,600	.70	2.85	41,500	.69	3.22	39,400	.76	3.67	37,200	.78	4.05	34,800	.81	4.48
4PCE13E48	85/72	56,100	.62	3.63	51,900	.64	3.83	50,400	.70	4.24	48,000	.72	4.70	45,200	.74	5.21
	80/67	52,300	.69	3.28	50,000	.68	3.73	47,500	.73	4.21	45,200	.75	4.66	42,700	.77	5.17
	75/63	49,900	.70	3.24	47,600	.69	3.66	45,100	.75	4.18	43,000	.77	4.62	40,500	.79	5.13
4PCE13E60	85/72	67,900	.61	4.48	62,800	.63	4.73	61,000	.69	5.24	58,000	.71	5.82	54,800	.73	6.47
	80/67	63,300	.68	4.06	60,500	.67	4.61	57,500	.72	5.20	54,800	.74	5.77	51,700	.76	6.42
	75/63	60,400	.69	4.00	57,600	.68	4.52	54,600	.74	5.16	52,000	.76	5.72	49,100	.78	6.37

Heat Strip Electrical (24-42)

Model	Heater Model	Unit Supply Voltage Single Phase	kW	Min. Circuit Ampacity 1	Max. Fuse/HACR Brkr. 1	Min. Circuit Ampacity 2	Max. Fuse/HACR Brkr. 2	Min. Circuit Ampacity Single*	Max. Fuse /HACR Brkr. Single*
4PCE13E24P	PHK05BP	240	5.00	31.3	35	--	--	31.3	35
		208	3.76	27.8	30	--	--	27.8	30
	PHK07BP	240	7.50	44.3	45	--	--	44.3	45
		208	5.63	39.1	40	--	--	39.1	40
	PHK10BP	240	10.00	57.3	60	--	--	57.3	60
		208	7.51	50.4	60	--	--	50.4	60
4PCE13E30P	PHK05BP	240	5.00	31.3	35	--	--	31.3	35
		208	3.76	27.8	30	--	--	27.8	30
	PHK07BP	240	7.50	44.3	45	--	--	44.3	45
		208	5.63	39.1	40	--	--	39.1	40
	PHK10BP	240	10.00	57.3	60	--	--	57.3	60
		208	7.51	50.4	60	--	--	50.4	60
4PCE13E36P	PHK05BP	240	5.00	31.3	35	--	--	31.3	35
		208	3.76	27.8	30	--	--	27.8	30
	PHK07BP	240	7.50	44.3	45	--	--	44.3	45
		208	5.63	39.1	40	--	--	39.1	40
	PHK10BP	240	10.00	57.3	60	--	--	57.3	60
		208	7.51	50.4	60	--	--	50.4	60
PHK15CP	240	15.00	57.3	60	26	30	83.4	90	
	208	11.27	50.4	60	22.6	25	73.0	80	
4PCE13E42P	PHK05BP	240	5.00	33.0	35	--	--	33.0	35
		208	3.76	29.6	30	--	--	30.0	35
	PHK07BP	240	7.50	46.1	50	--	--	46.1	50
		208	5.63	40.9	45	--	--	40.9	45
	PHK10BP	240	10.00	59.1	60	--	--	59.1	60
		208	7.51	52.1	60	--	--	52.1	60
	PHK15CP	240	15.00	59.1	60	26.0	30	85.1	90
		208	11.27	52.1	60	22.6	25	74.7	80
	PHK20CP	240	20.00	59.1	60	26.0	30	111.2	125
		208	15.02	52.1	60	22.6	25	97.3	100

*Applicable with single point power connection

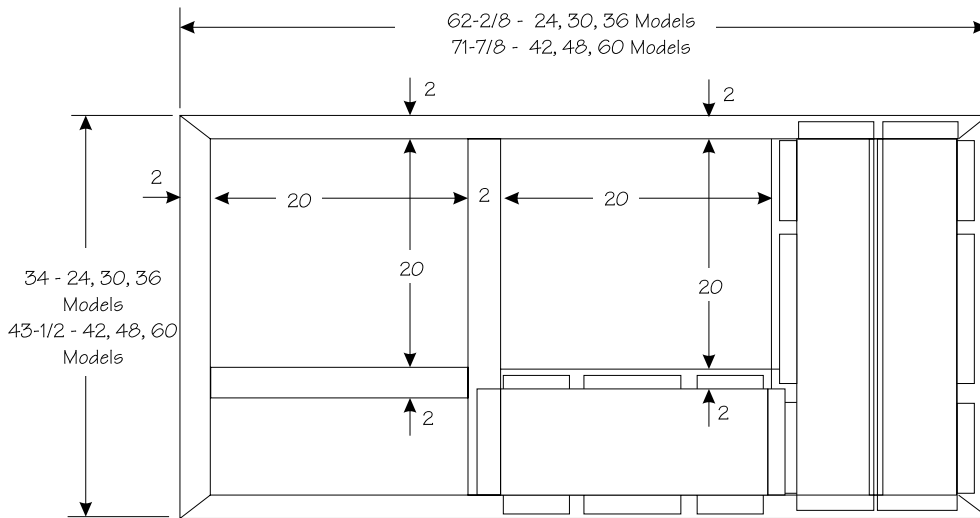
Heat Strip Electrical (48-60)

Model	Heater Model	Unit Supply Voltage Single Phase	kW	Min. Circuit Ampacity 1	Max. Fuse/HACR Brkr. 1	Min. Circuit Ampacity 2	Max. Fuse/HACR Brkr. 2	Min. Circuit Ampacity Single*	Max. Fuse/HACR Brkr. Single*	
4PCE13E48P	PHK05BP	240	5.00	33.0	35	--	--	35.0	40	
		208	3.76	29.6	30	--	--	35.0	40	
	PHK07BP	240	7.50	46.1	50	--	--	46.1	50	
		208	5.63	40.9	45	--	--	40.9	45	
	PHK10BP	240	10.00	59.1	60	--	--	59.1	60	
		208	7.51	52.1	60	--	--	52.1	60	
	PHK15CP	240	15.00	59.1	60	26.0	30	85.1	90	
		208	11.27	52.1	60	22.6	25	74.7	80	
	PHK20CP	240	20.00	59.1	60	52.1	60	111.2	125	
		208	15.02	52.1	60	45.1	50	97.3	100	
	4PCE13E60P	PHK05BP	240	5.00	33.0	35	--	--	40.0	50
			208	3.76	29.6	30	--	--	40.0	50
PHK07BP		240	7.50	46.1	50	--	--	46.1	50	
		208	5.63	40.9	45	--	--	40.9	45	
PHK10BP		240	10.00	59.1	60	--	--	59.1	60	
		208	7.51	52.1	60	--	--	52.1	60	
PHK15CP		240	15.00	59.1	60	26.0	30	85.1	90	
		208	11.27	52.1	60	22.6	25	74.7	80	
PHK20CP		240	20.00	59.1	60	52.1	60	111.2	125	
		208	15.02	52.1	60	45.1	50	97.3	100	

*Applicable with single point power connection

Accessories

Model Number	Description	Used with
92M51	Lift Bracket	All
92M54	Internal Filter Kit	4PCE13E 24,30,36
92M55	Internal Filter Kit	4PCE13E 42,48,60
92M99	Roof Curb 8 inch height	4PCE13E 24,30,36
93M00	Roof Curb 14 inch height	4PCE13E 24,30,36
93M01	Roof Curb 8 inch height	4PCE13E 42,48,60
93M02	Roof Curb 14 inch height	4PCE13E 42,48,60
10W47	5 kw Electric Heater Kit	All
10W48	7.5 kw Electric Heater Kit	All
10W49	10 kw Electric Heater Kit	All
10W50	15 kw Electric Heater Kit	4PCE13E 36-60
10W51	20 kw Electric Heater Kit	4PCE13E 42-60
13W88	Single point power PHK05	with PHK05BP
13W89	Single point power PHK07	with PHK07BP
13W90	Single point power PHK10	with PHK10BP
13W91	Single point power PHK15,20	with PHK15,20CP
AECN817G	Downflow Economizer	All
AECN818G	Horizontal Economizer	All
ADMPR819G	Outside Air Damper	4PCE13E 24,30,36
ADMPR820G	Outside Air Damper	4PCE13E 42,48,60
ADMPR821G	Motorized Outside	4PCE13E 24,30,36
ADMPR822G	Motorized Outside	4PCE13E 42,48,60



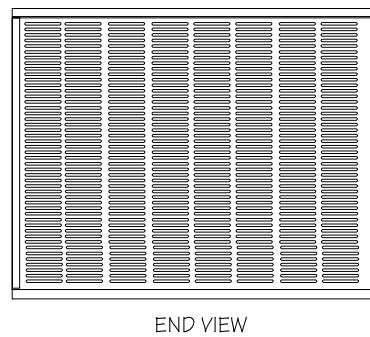
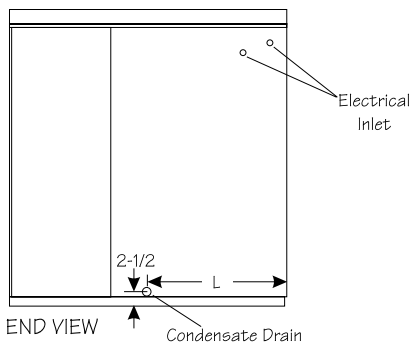
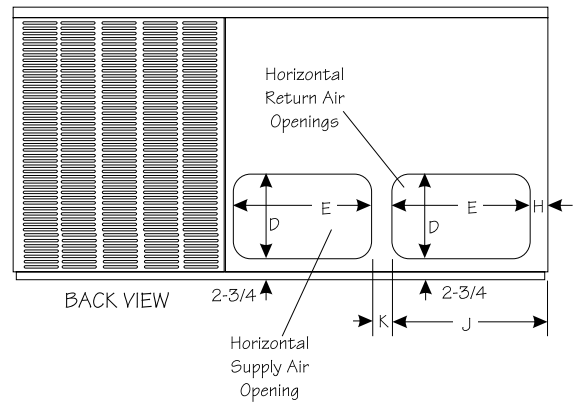
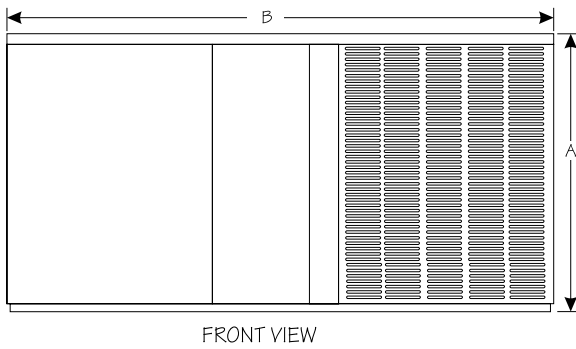
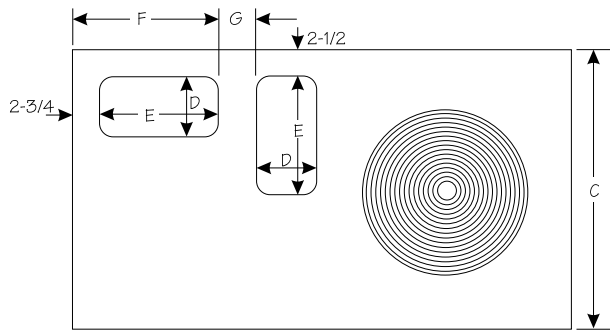
TOP VIEW



SIDE VIEW

Dimensions (in.)

Model	A	B	C	D	E	F	G	H	J	K	L
4PCE13E24	34 1/4	65 3/8	36 1/2	11 1/4	17 1/4	20	8 1/2	3	20 1/4	4 1/2	19
4PCE13E30											
4PCE13E36											
4PCE13E42	38 1/4	75	46	11 1/4	19 1/4	22	9 1/4	3 1/4	22 1/4	4	16 1/4
4PCE13E48											
4PCE13E60											





1-800-448-5872
www.airease.com

Form #J4PCE13E-100 (05/09)
Printed in U.S.A. D&S

©2009 Allied Air Enterprises Inc., a Lennox International Inc. Company

All specifications and illustrations
subject to change without notice
and without incurring obligations.